

VS
SASSOON

INSTRUCTION
BOOKLET

SHEER GLAMOUR
STRAIGHTENING SET

VSS2858GA

ABOUT YOUR STRAIGHTENER

CONGRATULATIONS!

Look after the beauty and natural shine of your hair, by ensuring you are using the best. VS SASSOON's Sheer Glamour Straightening Set. Midi straightener with a sequined cosmetic pouch, jewelled compact mirror and a luxury cushion brush. Also includes a mini heat mat.



1. Up to 200°C straightening performance
2. Ceramic plates
3. Midi Size
4. Worldwide voltage

5. Sequined cosmetic pouch
6. Jewelled compact mirror
7. Cushion brush to smooth and style

INSTANT HEAT

Great style waits for no-one so you will love the ultra-fast heat up.

UP TO 200°C

Styling with a higher heat means you get smooth results, fast.

CERMIC PLATES

Ceramic coated plates for a smooth finish that your hair will love.

LED ON LIGHT

This light on to indicate heat-up mode & the LED light is not blinking - so you know exactly when to start styling!

WORLD VOLTAGE

Automatically changes to the correct voltage. Wherever your travels take you.

MIDI SIZE

Powerful things in small packages. Your space saving style buddy ideal for suitcases, gym bags & office drawers.

FIRST USE

- Remove all packaging and point of sale labels before use.
- Remove plastic cover from plug before use (used to protect it from damage during transportation)

OPERATING INSTRUCTIONS

1. Place your styler on a heat protective, flat level surface.
2. Plug you styler into a power outlet.
3. Slide the 'O/I' switch to setting 'I' turn your styler on.
The LED indicator on light will instantly illuminate, and at this point the styler will start heating up.
4. To turn your styler off, slide the 'O/I' switch to setting 'O' turn your styler off. The LED indicator light will turn off.
5. Allow styler to cool before storing.

WARNING: This is a high heat appliance. Care must be taken to avoid the hot surfaces of the appliance coming into direct contact with the skin, in particular the eyes, ears, face and neck.
IMPORTANT: Hair that has been heavily bleached or chemically treated should only use the low heat settings on this product. Please consult your hairdresser on using heated appliances if you have any concerns about the condition of your hair.

STYLE TIPS

STRAIGHTEN

// For the best results, start with clean, dry & thoroughly combed through hair. Straighten your hair in sections making sure you go over each section once only to get a gorgeous, silky finish. Apply a heat spray for extra protection & longer lasting results.

VOLUME

// Straight hair doesn't have to be poker straight. Create volume by making a curved movement with your wrist as you glide the straighteners down the hair length.

SHORTER STYLES

// Straight hair isn't just for long styles. Create a classic glossy bob by using this straightener on your shorter cut.

LOVE YOUR STYLE™
vssassoon.com.au

WARRANTY

Our goods come with guarantees that cannot be excluded under the Australian Consumer Law. You are entitled to a replacement or refund for a major failure and for compensation for any other reasonably foreseeable loss or damage. You are also entitled to have the goods repaired or replaced if the goods fail to be of acceptable quality and the failure does not amount to a major failure.

In New Zealand our goods come with a guarantee that cannot be excluded under the Consumer Guarantee Act 1993.

Limited Two Year Warranty

Conair Australia Pty Ltd. will repair or replace (at our option) your appliance free of charge for twenty four months from the date of purchase if the appliance is defective in workmanship or materials. This warranty is an additional benefit and does not affect your legal rights. To obtain service under this warranty, please read the Warranty Leaflet included or contact Conair Customer Service at aus_info@conair.com.





To make a warranty claim you must retain your proof of purchase.

USER MAINTENANCE

Your styler is designed for household use and is virtually maintenance free. If cleaning becomes necessary, disconnect the appliance from the power outlet. Allow the appliance to cool and wipe exterior with a cloth. If any abnormal conditions occur, allow to cool and contact Conair Customer Service.

WORLDWIDE VOLTAGE

This straightener has a worldwide voltage feature for worldwide use. It has an internal automatic converter which will automatically convert the voltage switch from 100-120V~ ; 220-240V~ without the need of a switch. A suitable plug adaptor will be required, please refer to the chart below.

Plug adaptor required	Voltage & plug adaptors	Country
	British plug: 230V	Ireland, Great Britain, Singapore, South America, Hong Kong (parts only), Africa (parts only)
	European plug: 230V	Asia, Europe, Middle East Noumea, Scandinavia, South America, Hong Kong (parts only)
	Australian and New Zealand plug: 240V	Australia, New Zealand
	American plugs: 100 -120V	North America, Japan, Canada (parts of)

IMPORTANT SAFETY INSTRUCTIONS

The following safety precautions should always be followed when using electrical appliances, especially when children are present in your household. Please read these instructions carefully and keep for future reference.

DANGER

- **WARNING:** Do not use this appliance in or near bathtubs, showers, basins or other vessels containing water. Keep the appliance dry.
- When this appliance is used in a bathroom, unplug it after use since the proximity of water presents a hazard even when the appliance is switched off.
- If this appliance falls into water, unplug it immediately - DO NOT reach into the water.

WARNING: Before and During Use

- Before using, always ensure that the voltage marked on the appliance is the same as your local power voltage.
- If the appliance is designed to be connected to a detachable power supply (otherwise known as a charger or adaptor), the appliance must only be used with the power supply it was sold with.
- Do not operate this appliance or disconnect from the power supply with wet hands.
- Never use this appliance at the same time as styling products such as aerosols (spray).
- Be very careful when handling this appliance as parts of it may get extremely hot.
- Do not place the appliance on any heat sensitive surface or near flammable materials or objects.
- Keep the cord away from heated surfaces.
- Never block the air openings of the appliance or place on a soft surface such as a bed or couch, where the air openings may be blocked. Keep the air openings free of lint and other debris.
- Do not cover this appliance with anything when it is switched on or hot.
- To avoid electric shock, do not drop or insert any object into an opening in this appliance.
- Do not immerse the appliance into water or other liquids.



WARNINGS: for Storage and Maintenance

- Always unplug the appliance immediately after use and before cleaning or maintenance.
- Do not leave the appliance unattended when plugged in or switched on.
- Always allow the appliance to cool down before storing away in a location where children cannot reach it.
- Do not store or place this appliance in a location where it can fall or be pulled into a bath or sink.
- Do not wrap the supply cord around this appliance when storing as over time this may cause damage to the cord.
- If the supply cord is damaged it must be replaced by the manufacturer, its service agent or similarly qualified persons in order to avoid a hazard.
- Never operate this appliance if it has been dropped or damaged, or if it is not working correctly.
- If this appliance is serviced by an unqualified person this could result in an extremely hazardous situation for the user. Contact Conair Customer service if you have any issues operating your styler.

CAUTION

- This appliance is not intended for use by persons (including children) with reduced physical, sensory or mental capabilities or lack of experience and knowledge unless they have been given supervision or instruction concerning use of the appliance by a person responsible for their safety.
- Children should be supervised to ensure they do not play with the appliance.
- Use this appliance only for its intended use and as described in this manual. This appliance is not intended for commercial use.
- Do not use any attachments other than those supplied by Conair Australia Pty Ltd.
- For additional protection, the installation of a residual current device (RCD) with a rated operating current not exceeding 30mA is advisable in the electrical current circuit supplying the bathroom. Ask your installer for advice.

CONAIR

Vidal Sassoon and related logos are trademarks of The Procter & Gamble Company used under license by Conair

©2016 Conair Australia Pty Ltd
Suite 101, 18 Rodborough Rd
Frenchs Forest NSW, 2086
Australia

CUSTOMER SERVICE:
Australia: 1800 650 263
New Zealand: 0800 266 247

CONTACT US:
For advice, tips on your new VS product
E-mail us on: aus_info@conair.com
vssassoon.com.au
VSS2858GA